

Thursday, November 28, 2024

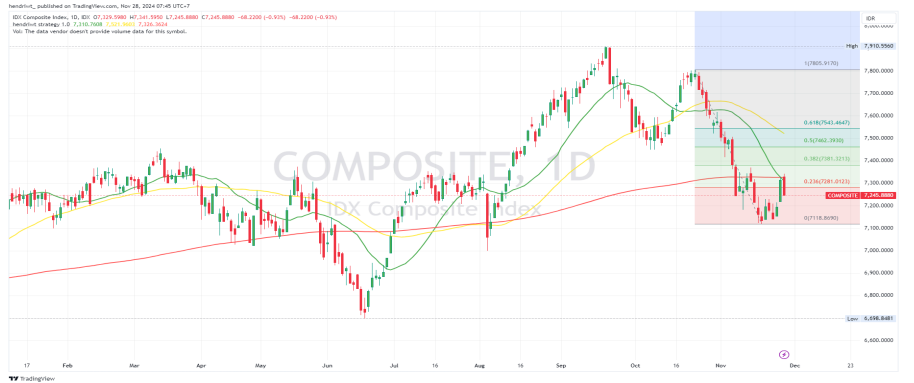
<b>IHSG</b>	<b>7,246</b>
Change (%)	<b>-0.93%</b>
Net Foreign	<b>24.29 T</b>
Support	<b>7200</b>
Resistance	<b>7300</b>

Sectoral	Last	Change %
IDX:IDX BASIC	1,330.5	-0.62%
IDX:IDX CYCLIC	839.4	-0.57%
IDX:IDX ENERGY	2,689.0	-1.07%
IDX:IDX FINANCE	1,461.6	-0.93%
IDX:IDX HEALTH	1,443.8	-0.21%
IDX:IDX NONCYC	722.6	-0.58%
IDX:IDX INDUST	1,075.1	-0.32%
IDX:IDX INFRA	1,438.4	-0.25%
IDX:IDX PROPERT	768.2	0.74%
IDX:IDX TECHNO	4,175.1	-0.74%
IDX:IDX TRANS	1,410.7	-0.28%

Commodities	Last	Change %
Crude Oil Nov 24	68.3	0.10%
Brent Crude Oil	71.6	0.13%
Gold Dec 24	2684.5	0.61%
Copper Dec 24	4.7	1.64%

Indeks	Close	Change %
Dow Jones Industrial Average	44,722	-0.31%
S&P 500	5,999	-0.38%
NASDAQ Composite	19,060	-0.60%
FTSE 100	8,275	0.20%
DAX PERFORMANCE-INDEX	19,262	-0.18%
IHSG	7,246	-0.93%
HANG SENG INDEX	19,603	0.00%
Nikkei 225	38,073	-0.16%

Indikator	Tingkat
GDP Growth Rate	1.5 percent
GDP Annual Growth Rate	4.95 percent
Unemployment Rate	4.91 percent
Inflation Rate	1.71 percent
Inflation Rate MoM	0.08 percent
Interest Rate	6 percent
Balance of Trade	2475 USD Million
Current Account	-2150 USD Million
Current Account to GDP	-0.3 percent of GDP
Government Debt to GDP	39.3 percent of GDP
Government Budget	-1.65 percent of GDP
Business Confidence	14.4 points
Manufacturing PMI	49.2 points



Source: Trading View, Divisi Research Erdikha

### NEWS HIGHLIGHT

- Tambah Koleksi, Direktur RS Hermina Borong 13,1 Juta Saham HEAL
- Surplus Tipis, Kuartal III 2024 GEMS Raup Laba USD397 Juta
- Kuartal III 2024, Emiten Sri Tahir (SRAJ) Akumulasi Rugi Rp509 Miliar
- Dividen Interim Unilever (UNVR) Rp1,56 Triliun
- PAM Mineral (NICK) Bagi Dividen Interim Rp95,7M

### NEWS MARKET

Pasar keuangan RI berpotensi bangkit hari ini, didukung sentimen positif dari melunaknya indeks dolar AS, stabilnya kondisi domestik pasca-pilkada, dan kabar gencatan senjata di Timur Tengah. Namun, tekanan inflasi AS dan keputusan kebijakan Fed tetap menjadi perhatian bagi arah pasar ke depan.

#### \*1. Dampak Inflasi PCE AS\*

- Data inflasi PCE AS: Oktober 2024 menunjukkan inflasi tahunan naik menjadi 2,3%, lebih tinggi dibandingkan September 2,1%. Inflasi inti mencapai 2,8%, menunjukkan tekanan harga yang masih signifikan.
- Efek pada kebijakan Fed: Meskipun inflasi mulai melambat, angkanya tetap di atas target 2%, sehingga Fed diprediksi tetap berhati-hati dalam menurunkan suku bunga.

#### \*2. Perkembangan Ekonomi AS: Pertumbuhan PDB dan FOMC Minutes\*

- Pertumbuhan PDB Q3-2024: AS tumbuh 2,8%, stabil meskipun sedikit lebih rendah dari Q2-2024 (3,0%).
- FOMC Minutes: Menegaskan bahwa penurunan suku bunga akan dilakukan secara bertahap dengan mempertimbangkan inflasi dan kondisi pasar tenaga kerja yang masih kuat.

#### \*3. Kondisi Politik Domestik: Pilkada 2024\*

- Pilkada serentak: 545 daerah menggelar pemilu untuk gubernur, bupati, dan wali kota dengan jumlah pemilih mencapai 203,6 juta.
- Dampak ke pasar: Pengaruh langsung pada IHSG dan rupiah minim, tetapi sektor konsumsi dan telekomunikasi diperkirakan mendapat sedikit dorongan.

#### \*4. Gencatan Senjata di Timur Tengah\*

- Kesepakatan Israel-Hizbullah: Dimediasi AS dan Lebanon, mencakup penarikan pasukan dari wilayah konflik dan pengawasan oleh pasukan internasional.
- Dampak ke pasar komoditas: Potensi penurunan harga emas dan minyak dunia, memengaruhi emiten berbasis komoditas.

#### \*5. Indeks Dolar AS Melunak: Kabar Baik bagi Rupiah\*

- DXY turun: Melunak ke 106,07, memberi peluang bagi rupiah untuk bergerak di bawah Rp15.900/US\$ pada perdagangan esok hari.

Sources : CNBC Indonesia, Trading economic, [kontan.co.id](http://kontan.co.id),

### Stock Recommendation

Stock	Last Price	Recommendation	TP 1	TP 2	Stop Loss	Commentary
INDF	7,650	Trading Buy	7,800	8,025	7,400	Pull Back from MA50, entry level: 7425-7650
DSNG	1,125	Trading Buy	1,145	1,180	1,090	Consolidation, entry level: 1100-1125
CTRA	1,120	Trading Buy	1,140	1,175	1,085	Oversold, entry level: 1090-1120
ESSA	835	Speculative Buy	850	875	805	Consolidation, entry level: 810-835
LSIP	1,025	Speculative Buy	1,045	1,075	990	Morning Star

# LQ45 TECHNICAL VIEW



Thursday, November 28, 2024

Daily Support & Resistance						Price Performance								
CODE	S2	S1	Price	R1	R2	CODE	Daily (%)	P/E	YTD (%)	%	52W Low	CURRENT POSITION	52W High	%
ACES	760	770	780	800	805	ACES	-0.64%	16	8.3%	17%	665	▼	995	-22%
ADRO	3,470	3,570	3,670	3,870	3,920	ADRO	-2.65%	4	54.2%	58%	2,320	▼	4,300	-15%
AKRA	1,165	1,195	1,230	1,285	1,300	AKRA	-2.77%	10	-16.6%	0%	1,225	▼	1,865	-34%
AMRT	2,770	2,820	2,900	3,000	3,040	AMRT	-2.68%	33	-1.0%	16%	2,490	▼	3,650	-21%
ANTM	1,395	1,420	1,450	1,500	1,515	ANTM	-2.36%	14	-15.0%	23%	1,175	▼	1,845	-21%
ARTO	2,490	2,560	2,640	2,780	2,820	ARTO	-3.65%	342	-9.0%	39%	1,895	▼	3,860	-32%
ASII	5,000	5,050	5,150	5,250	5,300	ASII	-0.48%	6	-8.8%	20%	4,290	▼	5,825	-12%
BBCA	9,650	9,825	10,000	10,325	10,400	BBCA	-1.72%	23	6.4%	15%	8,675	▼	10,950	-9%
BBNI	4,810	4,880	4,950	5,075	5,100	BBNI	-0.80%	9	-7.9%	16%	4,260	▼	6,250	-21%
BBRI	4,270	4,320	4,400	4,500	4,540	BBRI	-1.57%	11	-23.1%	8%	4,090	▼	6,450	-32%
BBTN	1,245	1,260	1,295	1,320	1,335	BBTN	0.39%	5	3.6%	10%	1,175	▼	1,610	-20%
BMRI	6,000	6,150	6,400	6,700	6,825	BMRI	-2.66%	10	5.8%	16%	5,525	▼	7,550	-15%
BRIS	2,820	2,860	2,920	3,000	3,030	BRIS	-1.02%	20	67.8%	81%	1,615	▼	3,350	-13%
BRPT	800	830	895	950	980	BRPT	2.87%	332	-32.7%	14%	785	▼	1,947	-54%
BUKA	117	119	122	125	126	BUKA	0.00%	#N/A	-43.5%	14%	107	▼	218	-44%
CPIN	4,580	4,610	4,670	4,730	4,760	CPIN	-0.21%	38	-7.1%	6%	4,410	▼	5,650	-17%
EMTK	458	464	482	492	500	EMTK	1.69%	64	-18.3%	38%	350	▼	670	-28%
ESSA	790	805	835	865	880	ESSA	1.83%	15	57.5%	70%	490	▼	1,010	-17%
EXCL	2,120	2,140	2,180	2,220	2,240	EXCL	-0.46%	18	9.0%	16%	1,885	▼	2,650	-18%
GGRM	13,000	13,125	13,250	13,475	13,525	GGRM	-1.30%	14	-34.8%	2%	13,000	▼	21,975	-40%
GOTO	70	72	74	78	79	GOTO	-2.63%	#N/A	-14.0%	48%	50	▼	116	-36%
HRUM	1,100	1,110	1,125	1,140	1,145	HRUM	0.00%	8	-15.7%	7%	1,050	▼	1,590	-29%
ICBP	11,575	11,725	11,975	12,275	12,400	ICBP	0.21%	17	13.2%	25%	9,600	▼	12,875	-7%
INCO	3,580	3,610	3,650	3,710	3,730	INCO	-0.54%	23	-15.3%	3%	3,554	▼	5,218	-30%
INDF	7,350	7,425	7,650	7,775	7,875	INDF	0.66%	7	18.6%	31%	5,850	▼	8,000	-4%
INKP	6,975	7,075	7,175	7,375	7,425	INKP	-0.69%	8	-13.8%	1%	7,100	▼	10,000	-28%
INTP	6,650	6,725	6,875	7,025	7,100	INTP	0.73%	13	-26.9%	10%	6,275	▼	10,200	-33%
ITMG	26,800	27,100	27,425	28,000	28,150	ITMG	-0.63%	5	6.9%	16%	23,575	▼	28,775	-5%
KLBF	1,400	1,440	1,480	1,560	1,580	KLBF	-1.33%	22	-8.1%	8%	1,375	▼	1,795	-18%
MAPI	1,425	1,445	1,515	1,555	1,590	MAPI	3.77%	15	-15.4%	22%	1,240	▼	2,050	-26%
MBMA	500	510	525	540	545	MBMA	0.96%	74	-6.3%	10%	476	▼	730	-28%
MDKA	1,950	1,970	2,000	2,040	2,050	MDKA	-1.48%	188	-25.9%	0%	1,995	▼	2,970	-33%
MEDC	1,070	1,095	1,125	1,175	1,190	MEDC	-3.85%	5	-2.6%	15%	980	▼	1,635	-31%
MTEL	585	590	610	620	630	MTEL	0.00%	24	-13.5%	11%	550	▼	765	-20%
PGAS	1,480	1,505	1,535	1,585	1,600	PGAS	-2.23%	7	35.8%	45%	1,060	▼	1,700	-10%
PGEO	985	995	1,015	1,035	1,045	PGEO	-0.49%	16	-13.2%	3%	990	▼	1,500	-32%
PTBA	2,660	2,710	2,760	2,850	2,870	PTBA	-1.43%	6	13.1%	20%	2,300	▼	3,180	-13%
PTMP	62	64	66	70	71	PTMP	-2.94%	12	-67.3%	27%	52	▼	338	-80%
SIDO	565	570	580	590	595	SIDO	0.00%	15	10.5%	18%	492	▼	780	-26%
SMGR	3,440	3,520	3,600	3,760	3,800	SMGR	-1.37%	21	-43.8%	6%	3,410	▼	6,650	-46%
SRTG	2,090	2,140	2,220	2,320	2,360	SRTG	-0.45%	6	35.4%	81%	1,225	▼	2,800	-21%
TLKM	2,540	2,610	2,710	2,850	2,900	TLKM	-1.09%	12	-31.4%	8%	2,500	▼	4,240	-36%
TOWR	680	690	705	720	725	TOWR	0.00%	11	-28.8%	7%	660	▼	1,030	-32%
UNTR	26,700	27,025	27,500	28,125	28,350	UNTR	-0.36%	5	21.5%	31%	20,925	▼	28,150	-2%
UNVR	1,780	1,825	1,870	1,955	1,975	UNVR	-2.35%	20	-47.0%	8%	1,735	▼	3,700	-49%

Sumber: Research Team Erdikha Elit Sekuritas

# LQ45 PRICE PERFORMANCE



Thursday, November 28, 2024

CODE	PRICE	Daily (%)	PER
BRIS	2,920	-1.02%	20
ESSA	835	1.83%	15
ADRO	3,670	-2.65%	4
AMMN	9,100	0.00%	70
PGAS	1,535	-2.23%	7
SRTG	2,220	-0.45%	6
UNTR	27,500	-0.36%	5
INDF	7,650	0.66%	7
ICBP	11,975	0.21%	17
PTBA	2,760	-1.43%	6
SIDO	580	0.00%	15
EXCL	2,180	-0.46%	18
ACES	780	-0.64%	16
ITMG	27,425	-0.63%	5
BBCA	10,000	-1.72%	23
BMRI	6,400	-2.66%	10
BBTN	1,295	0.39%	5
AMRT	2,900	-2.68%	33
MEDC	1,125	-3.85%	5
MBMA	525	0.96%	74
CPIN	4,670	-0.21%	38
BBNI	4,950	-0.80%	9
KLBF	1,480	-1.33%	22
ASII	5,150	-0.48%	6
ARTO	2,640	-3.65%	342
PGEO	1,015	-0.49%	16
MTEL	610	0.00%	24
INKP	7,175	-0.69%	8
GOTO	74	-2.63%	#N/A
ANTM	1,450	-2.36%	14
INCO	3,650	-0.54%	23
MAPI	1,515	3.77%	15
HRUM	1,125	0.00%	8
AKRA	1,230	-2.77%	10
BBRI	4,400	-1.57%	11
MDKA	2,000	-1.48%	188
INTP	6,875	0.73%	13
TOWR	705	0.00%	11
TLKM	2,710	-1.09%	12
BRPT	895	2.87%	332
GGRM	13,250	-1.30%	14
BUKA	122	0.00%	#N/A
SMGR	3,600	-1.37%	21
UNVR	1,870	-2.35%	20
ISAT	2,440	-2.40%	14

	52 WEEK PRICE PERFORMANCE	YTD (%)
BRIS		67.82%
ESSA		57.55%
ADRO		54.20%
AMMN		38.93%
PGAS		35.84%
SRTG		35.37%
UNTR		21.55%
INDF		18.60%
ICBP		13.24%
PTBA		13.11%
SIDO		10.48%
EXCL		9.00%
ACES		8.33%
ITMG		6.92%
BBCA		6.38%
BMRI		5.79%
BBTN		3.60%
AMRT		-1.02%
MEDC		-2.60%
MBMA		-6.25%
CPIN		-7.06%
BBNI		-7.91%
KLBF		-8.07%
ASII		-8.85%
ARTO		-8.97%
PGEO		-13.25%
MTEL		-13.48%
INKP		-13.81%
GOTO		-13.95%
ANTM		-14.96%
INCO		-15.31%
MAPI		-15.36%
HRUM		-15.73%
AKRA		-16.61%
BBRI		-23.14%
MDKA		-25.93%
INTP		-26.86%
TOWR		-28.79%
TLKM		-31.39%
BRPT		-32.71%
GGRM		-34.81%
BUKA		-43.52%
SMGR		-43.75%
UNVR		-47.03%
ISAT		-73.97%

	PRICE	%	52W Low	CURRENT POSITION	52W High	%
BRIS	2,920	81%	1,615	▼	3,350	-13%
ESSA	835	70%	490	▼	1,010	-17%
ADRO	3,670	58%	2,320	▼	4,300	-15%
AMMN	9,100	56%	5,850	▼	15,000	-39%
PGAS	1,535	45%	1,060	▼	1,700	-10%
SRTG	2,220	81%	1,225	▼	2,800	-21%
UNTR	27,500	31%	20,925	▼	28,150	-2%
INDF	7,650	31%	5,850	▼	8,000	-4%
ICBP	11,975	25%	9,600	▼	12,875	-7%
PTBA	2,760	20%	2,300	▼	3,180	-13%
SIDO	580	18%	492	▼	780	-26%
EXCL	2,180	16%	1,885	▼	2,650	-18%
ACES	780	17%	665	▼	995	-22%
ITMG	27,425	16%	23,575	▼	28,775	-5%
BBCA	10,000	15%	8,675	▼	10,950	-9%
BMRI	6,400	16%	5,525	▼	7,550	-15%
BBTN	1,295	10%	1,175	▼	1,610	-20%
AMRT	2,900	16%	2,490	▼	3,650	-21%
MEDC	1,125	15%	980	▼	1,635	-31%
MBMA	525	10%	476	▼	730	-28%
CPIN	4,670	6%	4,410	▼	5,650	-17%
BBNI	4,950	16%	4,260	▼	6,250	-21%
KLBF	1,480	8%	1,375	▼	1,795	-18%
ASII	5,150	20%	4,290	▼	5,825	-12%
ARTO	2,640	39%	1,895	▼	3,860	-32%
PGEO	1,015	3%	990	▼	1,500	-32%
MTEL	610	11%	550	▼	765	-20%
INKP	7,175	1%	7,100	▼	10,000	-28%
GOTO	74	48%	50	▼	116	-36%
ANTM	1,450	23%	1,175	▼	1,845	-21%
INCO	3,650	3%	3,554	▼	5,218	-30%
MAPI	1,515	22%	1,240	▼	2,050	-26%
HRUM	1,125	7%	1,050	▼	1,590	-29%
AKRA	1,230	0%	1,225	▼	1,865	-34%
BBRI	4,400	8%	4,090	▼	6,450	-32%
MDKA	2,000	0%	1,995	▼	2,970	-33%
INTP	6,875	10%	6,275	▼	10,200	-33%
TOWR	705	7%	660	▼	1,030	-32%
TLKM	2,710	8%	2,500	▼	4,240	-36%
BRPT	895	14%	785	▼	1,947	-54%
GGRM	13,250	2%	13,000	▼	21,975	-40%
BUKA	122	14%	107	▼	218	-44%
SMGR	3,600	6%	3,410	▼	6,650	-46%
UNVR	1,870	8%	1,735	▼	3,700	-49%
ISAT	2,440	15%	2,120	▼	3,063	-20%

Sumber: Research Team Erdikha Elit Sekuritas

## KETERANGAN

**PER** : PER saat ini dibawah 10 kali

**YTD (%)** : Kinerja harga saat ini dibandingkan dengan harga saham awal tahun

**52W Low** : **Harga terendah** selama 52 Minggu terakhir

**52W High** : **Harga tertinggi** selama 52 Minggu terakhir

**LQ45** adalah Indeks yang mengukur kinerja harga dari 45 saham yang memiliki likuiditas tinggi dan kapitalisasi pasar besar serta didukung oleh fundamental perusahaan yang baik.

# MSCI PRICE PERFORMANCE



Thursday, November 28, 2024

CODE	PRICE	Daily (%)	PER	PRICE	52 WEEK PRICE PERFORMANCE	YTD (%)	PRICE	%	52W Low	CURRENT POSITION	52W High	%
1 ADRO	3,670	-2.65%	4	ADRO		54.20%	ADRO	58%	2,320	▼	4,300	-15%
2 AMMN	9,100	0.00%	70	AMMN		38.93%	AMMN	56%	5,850	▼	15,000	-39%
3 TPIA	7,175	-1.03%	#N/A	TPIA		36.67%	TPIA	153%	2,840	▼	11,225	-36%
4 UNTR	27,500	-0.36%	5	UNTR		21.55%	UNTR	31%	20,925	▼	28,150	-2%
5 INDF	7,650	0.66%	7	INDF		18.60%	INDF	31%	5,850	▼	8,000	-4%
6 ICBP	11,975	0.21%	17	ICBP		13.24%	ICBP	25%	9,600	▼	12,875	-7%
7 BBKA	10,000	-1.72%	23	BBKA		6.38%	BBKA	15%	8,675	▼	10,950	-9%
8 BMRI	6,400	-2.66%	10	BMRI		5.79%	BMRI	16%	5,525	▼	7,550	-15%
9 AMRT	2,900	-2.68%	33	AMRT		-1.02%	AMRT	16%	2,490	▼	3,650	-21%
10 CPIN	4,670	-0.21%	38	CPIN		-7.06%	CPIN	6%	4,410	▼	5,650	-17%
11 BBNI	4,950	-0.80%	9	BBNI		-7.91%	BBNI	16%	4,260	▼	6,250	-21%
12 KLBF	1,480	-1.33%	22	KLBF		-8.07%	KLBF	8%	1,375	▼	1,795	-18%
13 ASII	5,150	-0.48%	6	ASII		-8.85%	ASII	20%	4,290	▼	5,825	-12%
14 INKP	7,175	-0.69%	8	INKP		-13.81%	INKP	1%	7,100	▼	10,000	-28%
15 GOTO	74	-2.63%	#N/A	GOTO		-13.95%	GOTO	48%	50	▼	116	-36%
16 ANTM	1,450	-2.36%	14	ANTM		-14.96%	ANTM	23%	1,175	▼	1,845	-21%
17 BBRI	4,400	-1.57%	11	BBRI		-23.14%	BBRI	8%	4,090	▼	6,450	-32%
18 MDKA	2,000	-1.48%	188	MDKA		-25.93%	MDKA	0%	1,995	▼	2,970	-33%
19 TLKM	2,710	-1.09%	12	TLKM		-31.39%	TLKM	8%	2,500	▼	4,240	-36%
20 BRPT	895	2.87%	332	BRPT		-32.71%	BRPT	14%	785	▼	1,947	-54%
21 UNVR	1,870	-2.35%	20	UNVR		-47.03%	UNVR	8%	1,735	▼	3,700	-49%

## Sector Weights for Monday, June 3, 2024

Sector	Weight%
Financials	57.94
Materials	12.77
Consumer Staples	8.48
Communication Services	7.6
Industrials	4.59
Energy	3.85
Consumer Discretionary	3.1
Health Care	1.66

## Industry Group Weights for Monday, June 3, 2024

Industry Group Name	Weight%
Banks	57.94
Materials	12.77
Telecommunication Services	7.6
Food Beverage & Tobacco	4.6
Capital Goods	4.59
Energy	3.85
Consumer Discretionary Distribution & Retail	3.1
Consumer Staples Distribution & Retail	2.62
Pharmaceuticals, Biotechnology & Life Sciences	1.66
Household & Personal Products	1.26

## INDONESIA

- MSCI Global Standard Indexes List

Additions -

Deletions ANTM

- MSCI Small Cap Indexes List

Additions : ANTM, CMRY, FILM, INCO, WIKA

Deletions : -

## NEXT

November 2024 Index Review

o Announcement date: 7 November 2024

o Effective date: 27 November 2024

Sumber: Research Team Erdikha Elit Sekuritas

## KETERANGAN

- PER** : PER saat ini dibawah 10 kali
- YTD (%)** : Kinerja harga saat ini dibandingkan dengan harga saham awal tahun
- 52W Low** : Harga terendah selama 52 Minggu terakhir
- 52W High** : Harga tertinggi selama 52 Minggu terakhir

# IDX80 PERFORMANCE





















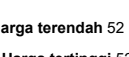


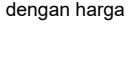





Thursday, November 28, 2024

260

CODE	PRICE	Daily (%)	PER	52 WEEK PRICE PERFORMANCE	YTD (%)	PRICE	%	52W Low	CURRENT POSITION	52W High	%
PANI	15,200	7.80%	486		210.20%	PANI	15,200	258%	4,240	18,800	-19%
BRMS	410	-2.84%	215		141.18%	BRMS	410	223%	127	505	-19%
BRIS	2,920	-1.02%	20		67.82%	BRIS	2,920	81%	1,615	3,350	-13%
PNLF	424	0.47%	10		60.61%	PNLF	424	75%	242	520	-18%
ESSA	835	1.83%	15		57.55%	ESSA	835	70%	490	1,010	-17%
ADRO	3,670	-2.65%	4		54.20%	ADRO	3,670	58%	2,320	4,300	-15%
JPFA	1,700	-3.41%	9		44.07%	JPFA	1,700	61%	1,055	1,875	-9%
AMMN	9,100	0.00%	70		38.93%	AMMN	9,100	56%	5,850	15,000	-39%
PGAS	1,535	-2.23%	7		35.84%	PGAS	1,535	45%	1,060	1,700	-10%
SRTG	2,220	-0.45%	6		35.37%	SRTG	2,220	81%	1,225	2,800	-21%
MAPA	1,005	1.01%	20		22.56%	MAPA	1,005	48%	680	1,175	-14%
UNTR	27,500	-0.36%	5		21.55%	UNTR	27,500	31%	20,925	28,150	-2%
INDF	7,650	0.66%	7		18.60%	INDF	7,650	31%	5,850	8,000	-4%
ENRG	258	-1.53%	5		17.27%	ENRG	258	62%	159	310	-17%
ELSA	448	-1.75%	5		15.46%	ELSA	448	21%	370	545	-18%
NISP	1,350	0.00%	6		14.41%	NISP	1,350	20%	1,125	1,440	-6%
ICBP	11,975	0.21%	17		13.24%	ICBP	11,975	25%	9,600	12,875	-7%
PTBA	2,760	-1.43%	6		13.11%	PTBA	2,760	20%	2,300	3,180	-13%
GJTL	1,160	-0.85%	3		12.08%	GJTL	1,160	34%	865	1,490	-22%
SIDO	580	0.00%	15		10.48%	SIDO	580	18%	492	780	-26%
MYOR	2,740	0.37%	19		10.04%	MYOR	2,740	25%	2,200	3,010	-9%
EXCL	2,180	-0.46%	18		9.00%	EXCL	2,180	16%	1,885	2,650	-18%
ACES	780	-0.64%	16		8.33%	ACES	780	17%	665	995	-22%
ITMG	27,425	-0.63%	5		6.92%	ITMG	27,425	16%	23,575	28,775	-5%
BBCA	10,000	-1.72%	23		6.38%	BBCA	10,000	15%	8,675	10,950	-9%
BMRI	6,400	-2.66%	10		5.79%	BMRI	6,400	16%	5,525	7,550	-15%
BNGA	1,770	-1.12%	7		4.42%	BNGA	1,770	9%	1,625	2,220	-20%
BBTN	1,295	0.39%	5		3.60%	BBTN	1,295	10%	1,175	1,610	-20%
AMRT	2,900	-2.68%	33		-1.02%	AMRT	2,900	16%	2,490	3,650	-21%
INDY	1,420	-0.70%	8		-1.05%	INDY	1,420	23%	1,155	1,825	-22%
ERAA	420	-0.47%	6		-1.41%	ERAA	420	27%	332	486	-14%
MEDC	1,125	-3.85%	5		-2.60%	MEDC	1,125	15%	980	1,635	-31%
AUTO	2,290	-2.14%	5		-2.97%	AUTO	2,290	28%	1,795	2,750	-17%
JSMR	4,700	2.17%	8		-3.49%	JSMR	4,700	7%	4,410	5,700	-18%
CTRA	1,120	1.82%	11		-4.27%	CTRA	1,120	6%	1,055	1,430	-22%
SMRA	545	-3.54%	9		-5.22%	SMRA	545	14%	480	730	-25%
MPMX	995	0.00%	8		-5.24%	MPMX	995	9%	915	1,095	-9%
TBIG	1,975	3.67%	28		-5.50%	TBIG	1,975	23%	1,600	2,180	-9%
BSDE	1,020	-0.49%	7		-5.56%	BSDE	1,020	17%	870	1,340	-24%
MBMA	525	0.96%	74		-6.25%	MBMA	525	10%	476	730	-28%
PWON	424	-1.40%	9		-6.61%	PWON	424	16%	366	530	-20%
ADMR	1,270	0.40%	6		-6.62%	ADMR	1,270	8%	1,180	1,600	-21%
PTPP	398	-1.49%	5		-7.01%	PTPP	398	46%	272	625	-36%
HEAL	1,385	1.09%	37		-7.05%	HEAL	1,385	31%	1,060	1,640	-16%
CPIN	4,670	-0.21%	38		-7.06%	CPIN	4,670	6%	4,410	5,650	-17%
BBNI	4,950	-0.80%	9		-7.91%	BBNI	4,950	16%	4,260	6,250	-21%
KLBF	1,480	-1.33%	22		-8.07%	KLBF	1,480	8%	1,375	1,795	-18%
ASII	5,150	-0.48%	6		-8.85%	ASII	5,150	20%	4,290	5,825	-12%
ARTO	2,640	-3.65%	342		-8.97%	ARTO	2,640	39%	1,895	3,860	-32%
MIKA	2,580	-0.39%	33		-9.47%	MIKA	2,580	4%	2,490	3,310	-22%
ASSA	710	-0.70%	13		-10.13%	ASSA	710	16%	610	1,000	-29%
PGEO	1,015	-0.49%	16		-13.25%	PGEO	1,015	3%	990	1,500	-32%
MTEL	610	0.00%	24		-13.48%	MTEL	610	11%	550	765	-20%



29	TKIM	6,300	0.00%	9
	INKP	7,175	-0.69%	8
46	GOTO	74	-2.63%	#N/A
	ANTM	1,450	-2.36%	14
57	INCO	3,650	-0.54%	23
	MAPI	1,515	3.77%	15
41	HRUM	1,125	0.00%	8
	AVIA	420	-5.83%	16
40	NCKL	840	1.20%	9
	AKRA	1,230	-2.77%	10
10	EMTK	482	1.69%	64
	MNCN	310	1.31%	4
58	BBRI	4,400	-1.57%	11
	BMTR	200	0.50%	6
1	MDKA	2,000	-1.48%	188
	INTP	6,875	0.73%	13
15	BFIN	870	-2.25%	8
	TOWR	705	0.00%	11
71	SCMA	121	0.00%	13
	TLKM	2,710	-1.09%	12
52	BRPT	895	2.87%	332
	GGRM	13,250	-1.30%	14
6	BUKA	122	0.00%	#N/A
	SMGR	3,600	-1.37%	21
42	BTPS	915	0.55%	8
	UNVR	1,870	-2.35%	20
53	ISAT	2,440	-2.40%	14

TKIM		-13.70%
INKP		-13.81%
GOTO		-13.95%
ANTM		-14.96%
INCO		-15.31%
MAPI		-15.36%
HRUM		-15.73%
AVIA		-16.00%
NCKL		-16.00%
AKRA		-16.61%
EMTK		-18.31%
MNCN		-19.69%
BBRI		-23.14%
BMTR		-25.37%
MDKA		-25.93%
INTP		-26.86%
BFIN		-27.80%
TOWR		-28.79%
SCMA		-28.82%
TLKM		-31.39%
BRPT		-32.71%
GGRM		-34.81%
BUKA		-43.52%
SMGR		-43.75%
BTPS		-45.86%
UNVR		-47.03%
ISAT		-73.97%

TKIM	6,300	3%	6,125	▼	9,075	-31%
INKP	7,175	1%	7,100	▼	10,000	-28%
GOTO	74	48%	50	▼	116	-36%
ANTM	1,450	23%	1,175	▼	1,845	-21%
INCO	3,650	3%	3,554	▼	5,218	-30%
MAPI	1,515	22%	1,240	▼	2,050	-26%
HRUM	1,125	7%	1,050	▼	1,590	-29%
AVIA	420	3%	406	▼	610	-31%
NCKL	840	11%	760	▼	1,105	-24%
AKRA	1,230	0%	1,225	▼	1,865	-34%
EMTK	482	38%	350	▼	670	-28%
MNCN	310	9%	284	▼	422	-27%
BBRI	4,400	8%	4,090	▼	6,450	-32%
BMTR	200	3%	195	▼	282	-29%
MDKA	2,000	0%	1,995	▼	2,970	-33%
INTP	6,875	10%	6,275	▼	10,200	-33%
BFIN	870	9%	800	▼	1,380	-37%
TOWR	705	7%	660	▼	1,030	-32%
SCMA	121	3%	117	▼	170	-29%
TLKM	2,710	8%	2,500	▼	4,240	-36%
BRPT	895	14%	785	▼	1,947	-54%
GGRM	13,250	2%	13,000	▼	21,975	-40%
BUKA	122	14%	107	▼	218	-44%
SMGR	3,600	6%	3,410	▼	6,650	-46%
BTPS	915	1%	905	▼	1,815	-50%
UNVR	1,870	8%	1,735	▼	3,700	-49%
ISAT	2,440	15%	2,120	▼	3,063	-20%

Sumber: Research Team Erdikha Elit Sekuritas

## KETERANGAN

%52W Low	: % Kenaikan harga saat ini dibandingkan Harga terendah 52 Minggu terakhir
%52W High	: % Penurunan harga saat ini dibandingkan Harga tertinggi 52 Minggu terakhir
52W Low	: Harga terendah selama 52 Minggu terakhir
52W High	: Harga tertinggi selama 52 Minggu terakhir
YTD (%)	: Kinerja harga saat ini dibandingkan dengan harga saham awal tahun
PER	: PER saat ini dibawah 10 kali

80 saham yang memiliki likuiditas tinggi dan kapitalisasi pasar

**IDX80** adalah Indeks yang mengukur kinerja harga dari

80 saham yang memiliki likuiditas tinggi dan kapitalisasi pasar besar serta didukung oleh fundamental perusahaan yang baik.

## LQ 45 Performance

### \*Top Gainer\*

MAPI 1,515 (3.7%)  
BRPT 895 (2.8%)  
ESSA 835 (1.8%)  
EMTK 482 (1.6%)  
MBMA 525 (0.9%)

### \*Top Volume\*

GOTO 74 (38.5 Mn Lot)  
BRPT 895 (3.3 Mn Lot)  
ADRO 3,670 (2.8 Mn Lot)  
BBRI 4,400 (2.6 Mn Lot)  
BMRI 6,400 (1 Mn Lot)

### \*Top Frekuensi\*

BBRI 4,400 (43k x)  
ADRO 3,670 (42k x)  
BRPT 895 (27k x)  
BBCA 10,000 (18k x)  
GOTO 74 (18k x)

### \*Top Loser\*

MEDC 1,125 (-3.8%)  
ARTO 2,640 (-3.6%)  
PTMP 66 (-2.9%)  
AKRA 1,230 (-2.7%)  
AMRT 2,900 (-2.6%)

### \*Top Value\*

BBRI 4,400 (1176.2 IDR Bn)  
ADRO 3,670 (1056.6 IDR Bn)  
BMRI 6,400 (690.5 IDR Bn)  
BBCA 10,000 (628.3 IDR Bn)  
BRPT 895 (301.8 IDR Bn)

## All Stock Performance

### \*Top Gainer\*

VOKS 262 (34.3%)  
JIHD 1,910 (24.8%)  
KREN 7 (16.6%)  
TRUK 108 (16.1%)  
CNKO 8 (14.2%)

### \*Top Volume\*

GOTO 74 (38.5 Mn Lot)  
BUMI 141 (7.1 Mn Lot)  
BRMS 410 (6.8 Mn Lot)  
INPC 288 (6.1 Mn Lot)  
INET 68 (5.4 Mn Lot)

### \*Top Frekuensi\*

AWAN 326 (49k x)  
INPC 288 (45k x)  
BBRI 4,400 (43k x)  
ADRO 3,670 (42k x)  
BTEK 3 (39k x)

### \*Top Loser\*

BTEK 3 (-25%)  
ZBRA 80 (-23%)  
POLU 1,480 (-17.3%)  
BKSW 77 (-17.2%)  
TRON 155 (-13.8%)

### \*Top Value\*

BBRI 4,400 (1176.2 IDR Bn)  
ADRO 3,670 (1056.6 IDR Bn)  
BMRI 6,400 (690.5 IDR Bn)  
BBCA 10,000 (628.3 IDR Bn)  
BRPT 895 (301.8 IDR Bn)

# ECONOMIC CALENDAR



Monday November 25 2024		Actual	Previous	Consensus	Forecast
8:30 PM	US	<a href="#">Chicago Fed National Activity Index</a> OCT	-0.28		-0.15
10:30 PM	US	<a href="#">Dallas Fed Manufacturing Index</a> NOV	-3		1
Tuesday November 26 2024		Actual	Previous	Consensus	Forecast
9:00 PM	US	<a href="#">S&amp;P/Case-Shiller Home Price MoM</a> SEP	-0.30%		-0.10%
9:00 PM	US	<a href="#">S&amp;P/Case-Shiller Home Price YoY</a> SEP	5.20%	4.90%	4.50%
10:00 PM	US	CB Consumer Confidence NOV	108.7	111.6	110
10:00 PM	US	<a href="#">New Home Sales</a> OCT	0.738M	0.73M	0.71M
10:00 PM	US	<a href="#">New Home Sales MoM</a> OCT	4.10%		-3.60%
Wednesday November 27 2024		Actual	Previous	Consensus	Forecast
2:00 AM	US	<a href="#">FOMC Minutes</a>			
4:30 AM	US	<a href="#">API Crude Oil Stock Change</a> NOV/22	4.753M		
8:30 PM	US	<a href="#">Core PCE Price Index MoM</a> OCT	0.30%	0.30%	0.30%
8:30 PM	US	<a href="#">Durable Goods Orders MoM</a> OCT	-0.70%	0.10%	0.30%
8:30 PM	US	<a href="#">GDP Growth Rate QoQ 2nd Est</a> Q3	3%	2.80%	2.80%
8:30 PM	US	<a href="#">Personal Income MoM</a> OCT	0.30%	0.30%	0.30%
8:30 PM	US	<a href="#">Personal Spending MoM</a> OCT	0.50%	0.40%	0.40%
8:30 PM	US	<a href="#">Corporate Profits QoQ Prel</a> Q3	3.50%		3.90%
8:30 PM	US	<a href="#">Durable Goods Orders Ex Transp MoM</a> OCT	0.50%	0.20%	0.60%
8:30 PM	US	<a href="#">GDP Price Index QoQ 2nd Est</a> Q3	2.50%	1.80%	1.80%
8:30 PM	US	<a href="#">Goods Trade Balance Adv</a> OCT	\$-108.23B	\$-99.9B	\$-91.0B
8:30 PM	US	<a href="#">Initial Jobless Claims</a> NOV/23	213K		215.0K
8:30 PM	US	<a href="#">PCE Price Index MoM</a> OCT	0.20%	0.20%	0.20%
8:30 PM	US	<a href="#">PCE Price Index YoY</a> OCT	2.10%		2.20%
8:30 PM	US	<a href="#">Retail Inventories Ex Autos MoM Adv</a> OCT	0.20%		0.10%
8:30 PM	US	<a href="#">Wholesale Inventories MoM Adv</a> OCT	-0.20%	-0.10%	-0.10%
9:45 PM	US	<a href="#">Chicago PMI</a> NOV	41.6	44.9	44
10:00 PM	US	<a href="#">Pending Home Sales MoM</a> OCT	7.40%		-4.10%
10:00 PM	US	<a href="#">Pending Home Sales YoY</a> OCT	2.60%		3.90%
10:30 PM	US	<a href="#">EIA Crude Oil Stocks Change</a> NOV/22	0.545M		
10:30 PM	US	<a href="#">EIA Gasoline Stocks Change</a> NOV/22	2.054M		
Saturday November 30 2024		Actual	Previous	Consensus	Forecast
8:30 AM	CN	<a href="#">NBS Manufacturing PMI</a> NOV	50.1		
8:30 AM	CN	<a href="#">NBS Non Manufacturing PMI</a> NOV	50.2		



# CORPORATE ACTION



Thursday, November 28, 2024

## PENGUMUMAN

### UNUSUAL MARKET ACTIVITY (UMA)

25 Nov UMA (MANG)  
25 Nov UMA (TRON)  
22 Nov UMA (BUAH)  
22 Nov UMA (DOSS)  
22 Nov UMA (BOAT)  
22 Nov UMA (PSAB)  
22 Nov UMA (SSMS)  
21 Nov UMA (PGJO)  
21 Nov UMA (FILM)  
20 Nov UMA (APIC)

### SUSPEND / UNSUSPEND

26 Nov **Penghentian Sementara (CLAY)**  
25 Nov **Pembukaan Kembali (CLAY)**  
25 Nov **Pembukaan Kembali (GPSO)**  
25 Nov **Pembukaan Kembali (RONY)**  
22 Nov **Pembukaan Kembali (SONA)**  
22 Nov **Pembukaan Kembali (KARW)**  
22 Nov **Penghentian Sementara (CLAY)**  
22 Nov **Pembukaan Kembali (DAAZ)**  
21 Nov **Pembukaan Kembali (KLIN)**  
21 Nov **Penghentian Sementara (KARW)**

## AKSI KORPORASI

### 25 NOVEMBER 2024!

- Waran Bonus [Maturity]: BINO-W  
- RUPS [Jam 15:00:00]: LUCY, MIKA, MEJA, MPXL

### 26 NOVEMBER 2024!

- RUPS [Jam 10:00:00]: IGAR, BSSR, SILO, SMMT

### 28 NOVEMBER 2024!

- RUPS [Jam 09:00:00]: SMLE, BNBR, ARTI

### 29 NOVEMBER 2024!

- Bonus [Distribution]: KLAS  
- RUPS [Jam 14:00:00]: MREI, AMFG, JAWA, PIPA, CFIN

\*Data pengumuman diambil terakhir pada hari :

Kamis, 28 November 2024 pukul 08:16:13

# DISCLAIMER



Telp : +62 21 3983 6420  
Fax : +62 21 3983 6422  
Email:  
admin.aonline@erdikha.com  
afo.elit@erdikha.com  
Career: hrd@erdikha.com

## **SEMARANG**

JL. Sembodro No. 12A, Plomblokan  
Kec. Semarang Utara, Kota Semarang  
Jawa Tengah – 50171  
WA : +6281808054623  
Telp : +62243512068

## **JAKARTA (Head Office)**

Gedung Sucaco Lt 3  
JL. Kebon Sirih Kav. 71  
Jakarta Pusat – 10340  
Telp : +622139836420

### Disclaimer :

The information contained herein has been compiled from sources that we believe to be reliable. No warranty (express or implied) is made to the accuracy or completeness of the information. All opinions and estimates included in this report constitute our judgment as of this date, without regards to its fairness, and are subject to change without notice. This document has been prepared for general information only, without regards to the specific objectives, financial situation and needs of any particular person who may receive it. No responsibility or liability whatsoever or howsoever arising is accepted in relation to the contents hereof by any company mentioned herein, or any their respective directors, officers or employees. This document is not an offer to sell or a solicitation to buy any securities. This firms and its affiliates and their officers and employees may have a position, make markets, act as principal or engage in transaction in securities or related investments of any company mentioned herein, may perform services for or solicit business from any company mentioned herein, and may have acted upon or used any of the recommendations herein before they have been provided to you. Available only to person having professional experience in matters relating to investments.